

OFL™ Open Frame Table

Features

- Travels from 8"x8" to 25"x25"
- Clear aperture for two-sided access
- Anti-backlash friction nuts



Large, Open Frame X-Y Tables

The OFL Series provides increased travel and load bearing capacity in an open frame X-Y configuration. These tables address a wide range of precision positioning applications which require mechanical or optical, two-sided access. These include pin insertion, vision systems, optical gaging and inspection, water jet cutting, and biomedical assays. The OFL Series employs individually preloaded ball way con-

struction, avoiding the difficulties inherent in establishing a preload across the table's open plates. This design also means that the lower axis motor is mounted to the base plate and remains stationary, while the upper axis motor moves in one axis. Side-mounted leadscrews, with anti-backlash friction nuts, are driven by 23 frame motors. This is a larger frame size motor than the XYMR and OFS series include.

SPECIFICATIONS		OFL-1515	OFL-1919	OFL-2121	OFL-2727	OFL-3232
Travel (inches)		8 x 8	12 x 12	14 x 14	20 x 20	25 x 25
Leadscrew Accuracy, per axis (µm)		80	120	140	200	250
Bidirectional Repeatability (µm)		6				
Flatness & Straightness per axis (µm)		15	30	50	70	135
Orthogonality (arc-seconds)		50				
Load Capacity (kg) ¹		55	75	90	90	80
Maximum Leadscrew Speed (rps)		15				
Moving Mass (kg)	Upper Axis	4.5	5.9	6.8	9.1	10.9
	Lower Axis	18.6	23.6	26.8	34.0	37.6
Total Mass (kg)		26.8	34.5	37.6	48.5	57.2

CONFIGURATIONS (Apply to all of the above models) ²			PAGE				
Leadscrew	Lead (inch)		0.50	0.40	0.20	0.10	172
	Lead (mm)		2				172
Motor	Stepper (oz-in)	400 step/rev.	118	others available			194
		200 step/rev.	100	others available			
	Servo		brush	brushless		196	
OPTIONS			PAGE				
Encoder	Rotary (counts/rev.)		2000	4000			136
	Linear (µm/count)		5	1	0.5	0.1	134

¹Please contact our Applications Engineers for loads exceeding 25kg.

²Standard configuration is highlighted.

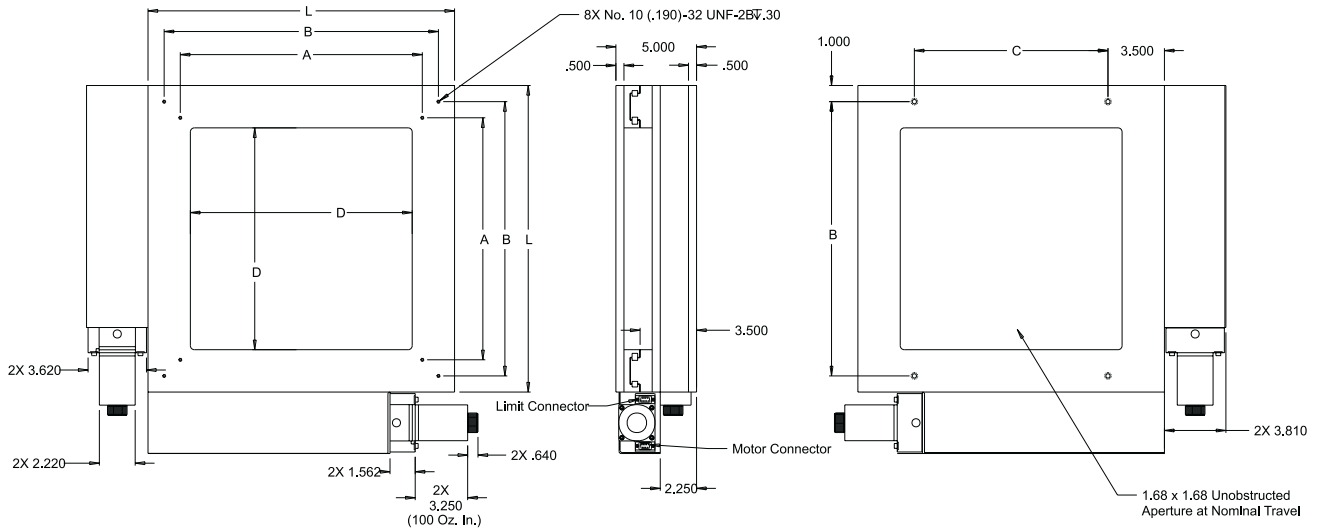
OFL™ Open Frame Table

X-Y TABLES

Top View

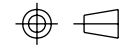
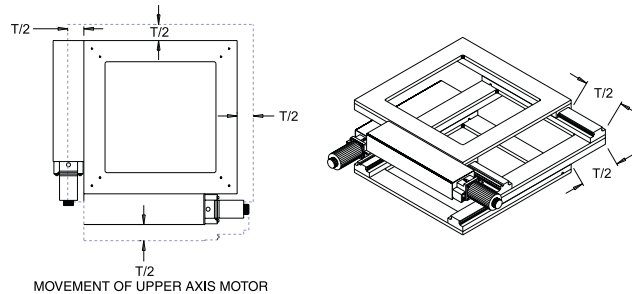
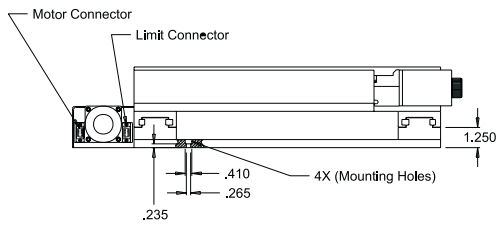
Side View

Bottom View



End View

Moving Envelope



Third Angle Projection
Note: All Dimensions in Inches

MODEL	TRAVEL T	LENGTH L	A	B	C	D
OFL-1515-SM	8.00	15.00	11.000	13.000	8.000	9.750
OFL-1919-SM	12.00	19.00	15.000	17.000	12.000	13.750
OFL-2121-SM	14.00	21.00	17.000	19.000	14.000	15.750
OFL-2727-SM	20.00	27.00	23.000	25.000	20.000	21.750
OFL-3232-SM	25.00	32.00	28.000	30.000	25.000	26.750

Note: All dimensions are in inches.

For Further Information Contact

Heason Technologies Group Ltd

Tel: +44(0)1403 755800

Fax: +44(0)1403 755810

Email: sales@heason.com

Freephone 0800 374903 www.heason.com

Heason
Technologies Group

