

TMS™ Single-Axis Shuttle

Features

- Space-saving design with 4" x 4.25" moving shuttle
- Wide range of travels — from 3" to 11"
- Low profile – only 2.5 inches high
- Anti-backlash friction nut



For Further Information Contact

Heason Technologies Group Ltd
 Tel: +44(0)1403 755800
 Fax: +44(0)1403 755810
 Email: sales@heason.com



Freephone 0800 374903 www.heason.com

Ball Way Shuttles

The TMS Series is a "shuttle" version of our TM series of single-axis positioning tables. TMS models replace the conventional, full sized top of the TM series with a recirculating shuttle assembly. This results in a much more compact over-

all moving envelope for the table for use in limited space applications. These units come complete and ready to operate with a motor, flexible coupling, knob, Hall-effect limit switches, and locking connectors.

SPECIFICATIONS		TMS-300	TMS-500	TMS-700	TMS-900	TMS-1100
Travel (inches)		3	5	7	9	11
Leadscrew Accuracy (µm)	Precision	20	20	20	25	30
	Commercial	55	65	70	90	110
Bidirectional Repeatability (µm)	Precision	3				
	Commercial	6				
Flatness & Straightness (µm)	Precision	5	10	15	20	25
Pitch & Yaw (arc-seconds)		35	45	55	65	75
Load Capacity (kg) ¹		25				
Maximum Leadscrew Speed (rps)		15				
Mass (kg)	Moving	0.7				
	Total	2.5	3.0	3.5	4.4	4.8

CONFIGURATIONS (Apply to all of the above models) ²						
Leadscrew	Lead (inch)	Precision	0.40	0.20	0.10	0.02
		Commercial	0.50	0.40	0.20	0.10
	Lead (mm)	Precision	2			
		Commercial	3	2	1.4	
Motor	Stepper (oz-in)	400 step/rev.	118		others available	
		200 step/rev.	53	100	others available	
	Servo		brush	brushless		
OPTIONS						
Encoder	Rotary (counts/rev.)		2000	4000		

¹Please contact our Applications Engineers for loads exceeding 5kg.

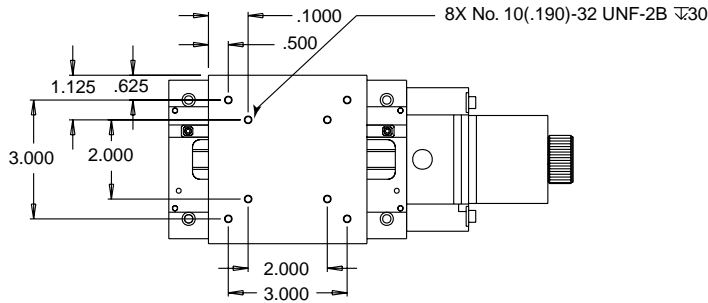
²Standard configuration is highlighted.



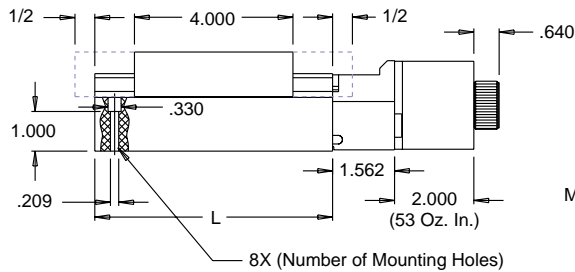
TMS™ Single-Axis Shuttle

SINGLE-AXIS
TABLES

Top View



Side View



For Further Information Contact

Heason Technologies Group Ltd

Tel: +44(0)1403 755800

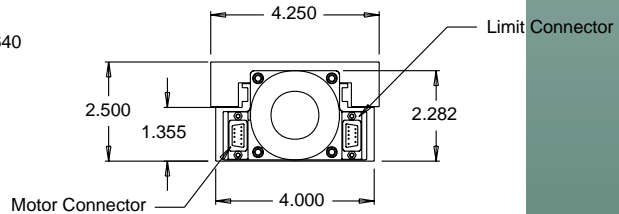
Fax: +44(0)1403 755810

Email: sales@heason.com

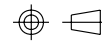
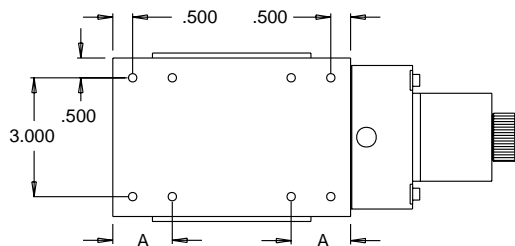
Freephone 0800 374903 www.heason.com

Heason
Technologies Group

End View



Bottom View



Third Angle Projection
Note: All Dimensions in Inches

MODEL	TRAVEL T	LENGTH L	A
TMS-300-SM	3.00	6.00	1.500
TMS-500-SM	5.00	8.00	2.500
TMS-700-SM	7.00	10.00	3.500
TMS-900-SM	9.00	12.00	4.500
TMS-1100-SM	11.00	14.00	5.500

Note: All dimensions are in inches.